










## Learning Technology : Parents

### 1. How would you describe your own technology user skills?

	Response Percent	Response Count
More advanced than most adults I know 	19.3%	54
<b>The same as most adults I know</b> 	<b>56.4%</b>	<b>158</b>
I am still learning how to use most technology tools 	24.6%	69
<b>answered question</b>		<b>280</b>
<b>skipped question</b>		<b>0</b>


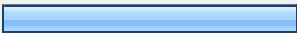
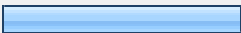

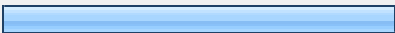



### 2. Which of these online tools do you use regularly to get information or to communicate with teachers/school?

	Response Percent	Response Count
<b>eClassroom</b> 	<b>84.2%</b>	<b>235</b>
School intranet 	76.7%	214
Email 	75.6%	211
School website 	43.4%	121
Department/teachers' site/blog/wiki 	2.9%	8
I don't use any of these tools 	1.8%	5
<b>answered question</b>		<b>279</b>
<b>skipped question</b>		<b>1</b>



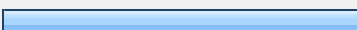


3. If you don't use any of the above tools regularly, what would help you to do so?

		Response Percent	Response Count
Training session from the school	<div></div>	21.7%	28
More streamlined system	<div></div>	37.2%	48
I prefer face to face contact	<div></div>	47.3%	61
		<i>answered question</i>	129
		<i>skipped question</i>	151





#### 4. What do you see as the top 3 things that would improve technology use in VSA?

		Response Percent	Response Count
All teachers should receive training on current tools		28.3%	77
Teachers should use current technology in their lesson delivery		44.5%	121
Include students' ideas on technology use at school		35.7%	97
Students should be able to use their own laptops		26.5%	72
Technology tools should be integrated into our inquiry approach in classrooms		59.6%	162
<b>Students should receive training on how to use technology for schoolwork</b>		<b>69.5%</b>	<b>189</b>
Students should be able to use small technology tools such as MP3 players, smart cell phones, PDA's etc		7.4%	20
Other		3.7%	10
	Other (please specify)		19
<b>answered question</b>			<b>272</b>
<b>skipped question</b>			<b>8</b>






## 5. What are the most important uses of Learning Technologies in the classroom?

		Response Percent	Response Count
Develop student's knowledge		66.7%	184
Allow students to experience a broader curriculum		47.5%	131
Teach students skills for the future		53.6%	148
Allow students to communicate/collaborate with other		32.2%	89
Others		2.5%	7
	Other (please specify)		10
<b>answered question</b>			<b>276</b>
<b>skipped question</b>			<b>4</b>





## 6. Do you think VSA is doing a good job of giving students opportunities to use technology tools during their school day?

		Response Percent	Response Count
No		7.2%	20
Not sure		51.1%	142
Yes		42.4%	118
I don't think this is the responsibility of VSA		0.7%	2
<b>answered question</b>			<b>278</b>
<b>skipped question</b>			<b>2</b>



## 7. In addition to all subject areas (Science, Physical Education, The Arts etc....) which of these skills do you think is most important for your child to be successful

	Response Percent	Response Count
Access to technology at home 	18.1%	50
<b>Students using all kinds of technology as part of a typical school day</b> 	<b>48.0%</b>	<b>133</b>
Teachers using appropriate technology as they deliver their lessons 	39.7%	110
Participating in after school programs 	19.5%	54
None of the above 	13.7%	38
<b>answered question</b>		<b>277</b>
<b>skipped question</b>		<b>3</b>





## 8. How often do you talk to your child about Internet safety?

	Response Percent	Response Count
Never 	14.0%	39
<b>Sometimes</b> 	<b>49.8%</b>	<b>139</b>
Frequently 	24.0%	67
We have agreed rules at home to protect my child 	21.9%	61
<b>answered question</b>		<b>279</b>
<b>skipped question</b>		<b>1</b>





## 9. Do you feel you can access enough relevant information about your child's school life?

	Response Percent	Response Count
Yes 	54.5%	150
No 	46.2%	127
<i>answered question</i>		275
<i>skipped question</i>		5

## 10. Would you support a Laptop/tablet initiative for students at VSA?

	Response Percent	Response Count
No 	15.1%	42
For Secondary students only 	53.8%	150
For all students K - 12 	9.3%	26
For all students 3 - 12 	22.6%	63
<i>answered question</i>		279
<i>skipped question</i>		1

## 11. We very much appreciate your time. Now just one last thing, could you please let us know which category your VSA student falls in?

	Response Percent	Response Count
Lower primary (K through 2) 	36.2%	101
Higher primary (3 through 6) 	38.7%	108
Lower secondary (7 through 9) 	24.0%	67
Higher Secondary (10 through 12) 	11.8%	33
<i>answered question</i>		279
<i>skipped question</i>		1